


Budget 2012 Budget

Proposed Budget Highlights / *Points importants du budget proposé*

Regular Public Meeting / Réunion ordinaire

January 16, 2012 / 16 janvier 2012


Town Hall, 7:00pm / Hôtel de Ville, 19 heures



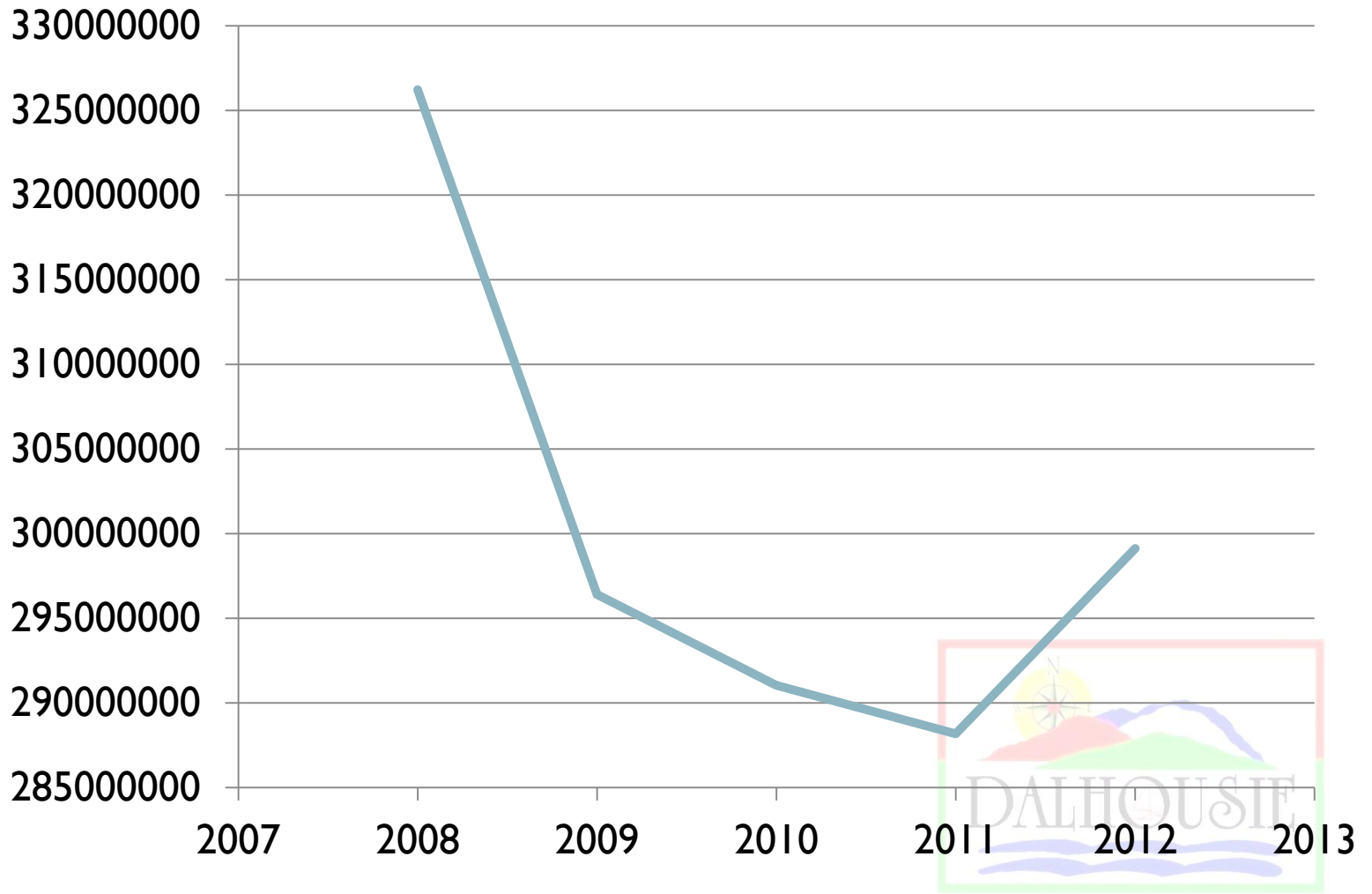
Overview / Aperçu

- Proposed General Budget
- *Budget « général » proposé*

- Proposed Utility Budget
- *Budget « eau et égout » proposé*




Tax Base Trend / *Tendance de l'assiette fiscale*



General Budget 2012 Proposal / Budget général 2012 proposé

	Budget	Tax Rate / Taux d'imposition
2009	\$6,066,155	\$1.5929
2010	\$6,397,861	\$1.6418
2011	\$5,993,390	\$1.6419
2012	\$6,079,962	\$1.6543
Change /Différence	\$ 85,072	\$0.0118
	1.4%	0.7%



2012 Municipal Tax Rates / *Taux d'imposition municipaux 2012*

Municipality / <i>Municipalité</i>	2010 Tax Rate / <i>taux d'imposition</i>	Proposed 2012 Tax Rate
Bathurst	1.7550	n/a
Beresford	1.5593	n/a
Caraquet	1.4717	n/a
Campbellton	1.7504	n/a
Dalhousie	1.6418	1.6543
Shediac	1.4783	n/a
Woodstock	1.4183	n/a
Provincial Average / <i>moyenne provinciale</i>	1.5133	n/a


Source: Department of Local Government Community Finances / Ministère des gouvernements locaux

Proposed General Budget Highlights / *Points importants du budget général proposé*

- Increase in rate.
- *Augmentation des taux*

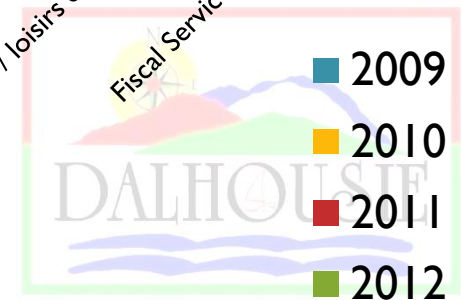
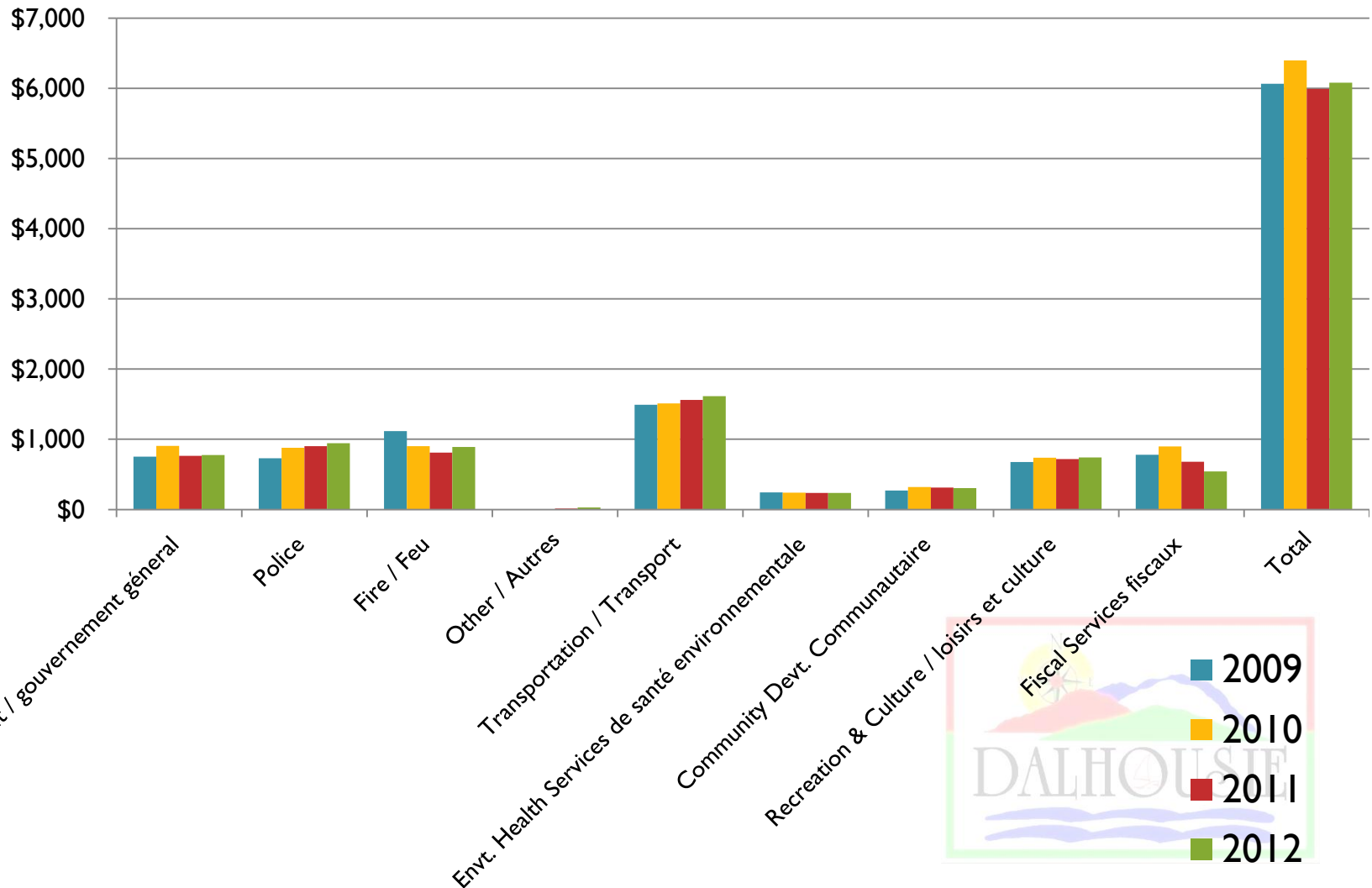
- 1.4% increase in expenses.
- *Une augmentation de 1.4% des dépenses.*

- 20% decrease in debt load.
- *Une réduction de 20% de la dette.*



Comparison 2009-2012 General Budgets / Comparaison des budgets général 2009-2012


Thousands
/ milles



Utility Budget 2012

Budget 2012 pour eau et égout

	Water Rate / Taux pour eau	Sewerage Rate/ Taux pour égout	Total
2009	\$370	\$120	\$490
2010	\$410	\$180	\$590
2011	\$410	\$180	\$590
2012 proposal / proposé	\$422	\$192	\$614
Increase / augmentation	\$12	\$12	\$24



Proposed Utility Budget Highlights / Points importants du budget d'eau et égout proposé

- \$24 rate increase.
- *Augmentation des taux de \$ 24.*
- Decreased revenue from apartments.
- *Moins de revenus des appartements.*
- Increased expenses due to borrowing, lease buy-outs, and operation of water treatment plant.
- *Augmentation de dépenses reliés à l'usine de traitement d'eaux et dette.*



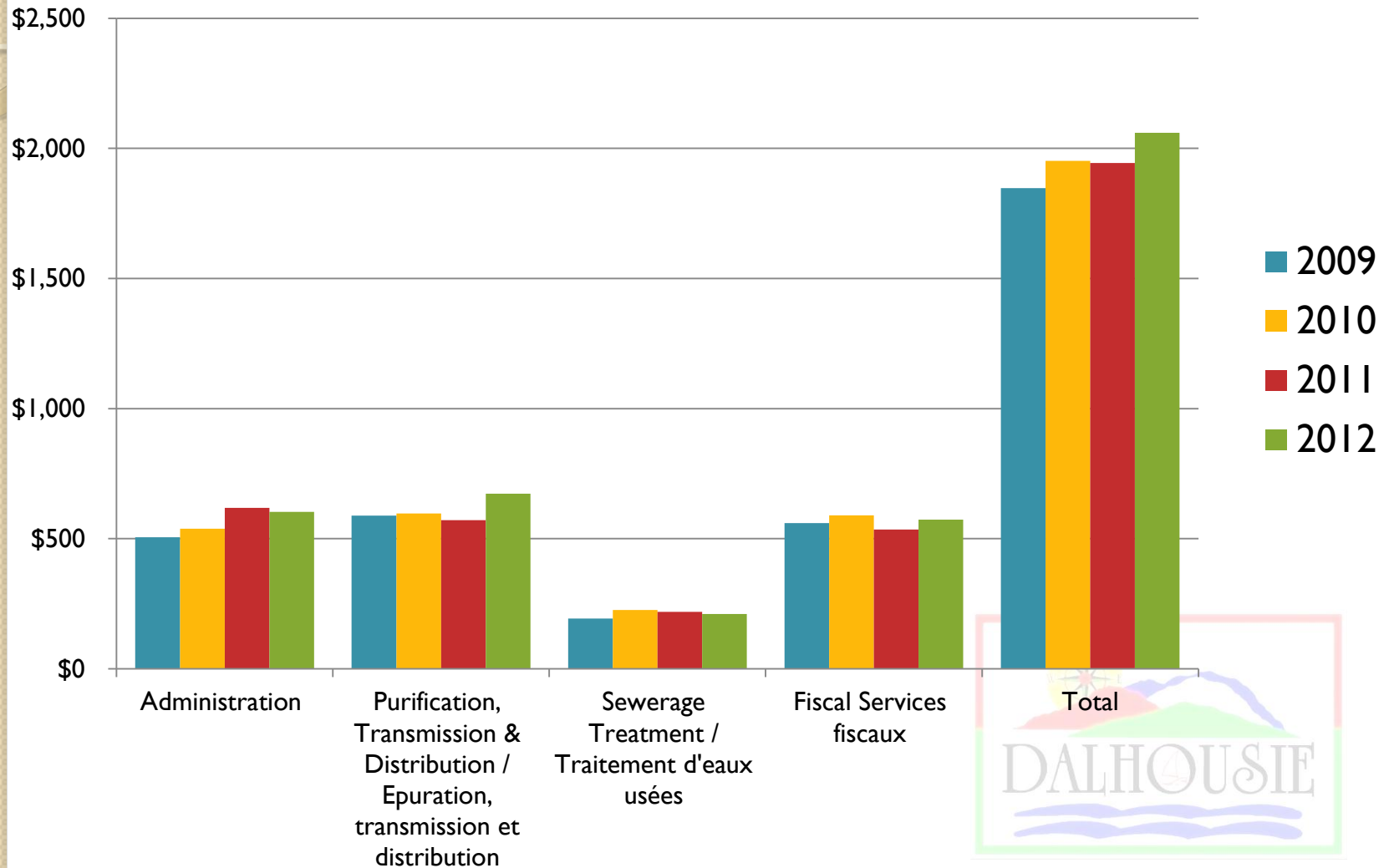
2012 Municipal Water & Sewer Rates / *Taux municipaux d'eau et égouts 2012*

Municipality / <i>Municipalité</i>	Water Rate / <i>Taux - eau</i>	Sewerage Rate / <i>Taux - égouts</i>	2010 Combined Rate	2012 Proposed rate
Bathurst	532	302	834	n/a
Beresford	421	251	672	n/a
Caraquet	225	225	450	n/a
Campbellton	196	401	597	n/a
Dalhousie	410	180	590	614
Shediac	297	242	539	n/a
Woodstock	215	246	461	n/a



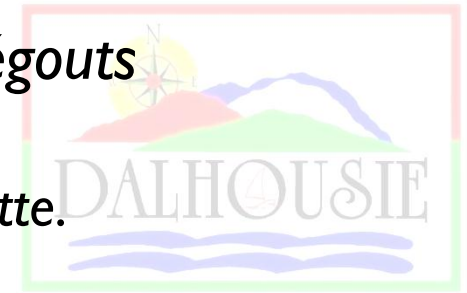
Source: Department of Local Government Community Finances / Ministère des gouvernements locaux

Comparison of 2009 - 2012 Expenses / Comparaison— dépenses 2009 -2012



Summary / Sommaire

- General budget has slight increase.
 - Increase in revenue from outside sources.
 - Decrease in expenses due to decrease in debt.
- *Petite augmentation dans le budget générale.*
 - *Augmentation de revenue.*
 - *Réduction de dépenses reliés à la dette.*
- Utility budget increase
 - Increase in cost of purification
 - Increase in debt
- *Augmentation dans le budget eau et égouts*
 - *Augmentation des coûts de purification.*
 - *Augmentation de dépenses reliés à la dette.*



Summary / Sommaire

- Continue supporting economic diversification.
- *Continuer à appuyer la diversification économique*
- Continue working toward regional sharing of services.
- *Continuer à appuyer la partage des services régionales.*

